


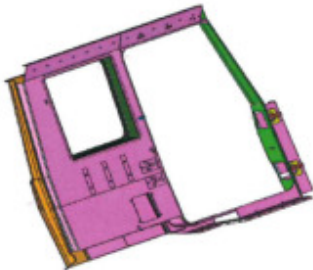
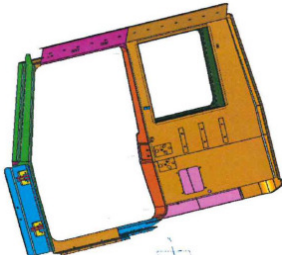
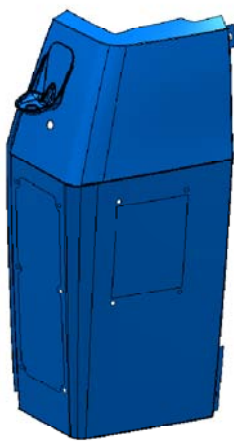
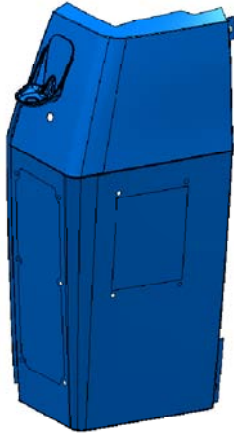

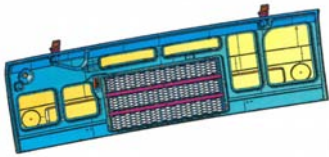
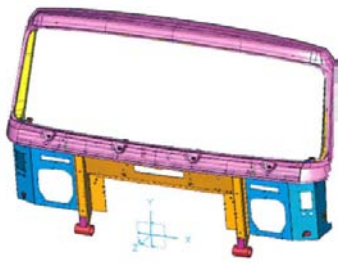
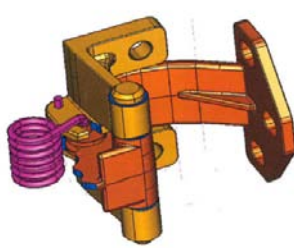
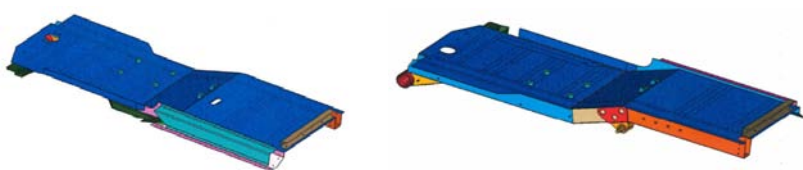
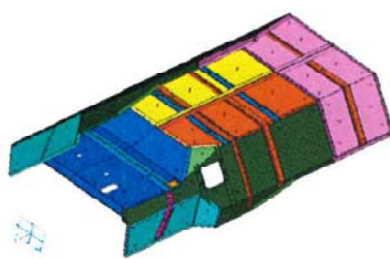
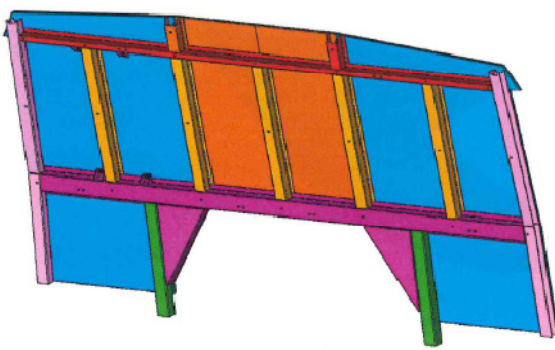
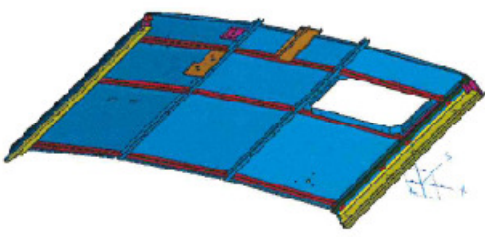

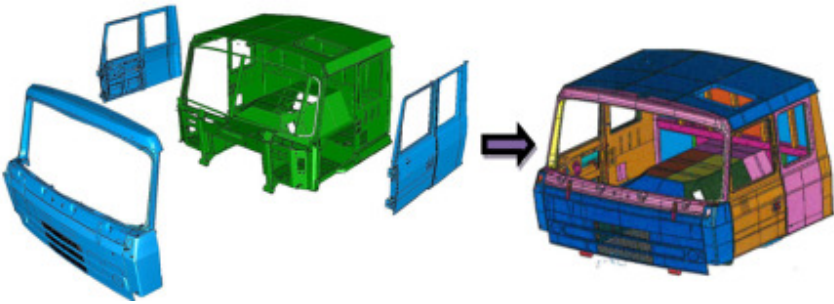


Jigs & Fixtures for cabin welded structure

Item no	Description	Type	Part	Remark
1	Wind screen frame assembly	Welding Fixture		
2	Left door assembly	Welding Fixture		
3	Right door assembly	Welded stamping parts		
4	Left side frame with side wall	Welding Fixture		
5	Right side frame with side wall	Welding Fixture		

6	Left front side assembly	Welded stamping parts		
7	Right front side assembly	Welded stamping parts		
8	Front bonnet assembly	Welded stamping parts		
9	Bonnet hinges	Welding fixture		
9	Front part assembly			

10	Door hinges	Welding fixture		
11	FLOOR PANEL LH/RH fixture			
12	MOTOR COVER & TUNNEL STRUCTURE (ENGINE HOOD) fixture			
13	REAR/BACK WALL fixture			
14	ROOF PANEL fixture			

SL No.	Aggregate	Images
15	LH/RH Forward wall assy. fixture	
16. INTEGRATION fixture		

Floor panel fixture:



Tunnel fixture:



Door fixture LH & RH



Main integration fixture.



Berth Structure:




Engine hood fixture:



Roof Fixture:



Rear wall fixture:



Cabin LH & RH side fixture:




Cabin bulk head fixture:



Welding set up for structural and component welding



Door welding fixture set up:



Door spot welding with gantry welding:




Door LH/RH welding fixture set up:



Spot welding setup:





Welded cabin structure with doors:

